



Respect, Belonging and Fun Engaged Learning

Leadership News

Sports Day

This year Sports Day will be held on the last Thursday of this term, 24th September.

Due to COVID-19 and the restrictions required we will not have adults attending Sports Day this year.

If your child is new to the school they will be notified about which colour/team they will be in.

Further information about Sports Day will come home closer to the date.

School Photo Day

School photo day this year will be Wednesday, 11th November and Thursday, 12th November 2020. Further information will be sent home towards the end of the term.

Cherie Collings
Principal

COVID-19 (coronavirus)

In South Australia, the advice from our Chief Public Health Officer and Australia's expert health body, AHPPC, is that schools, preschools and early childhood facilities are low risk environments for COVID-19 and should remain open. This includes out of school hours care (OSHC).

Schools and preschools are open and students are required to attend school unless they:

- are feeling unwell
- have a chronic medical condition or compromised immune system and are not able to attend school on advice from their medical practitioner
- live in a household with others that are deemed vulnerable to COVID-19 and are not able to attend school on advice of their medical practitioner
- have been diagnosed with COVID-19 or have been required to self-isolate by SA Health.

Schools will continue to provide support, as they would usually do, for students not able to attend school on advice from their medical practitioner.

If there is a confirmed case of COVID-19 at a site, the individual school or preschool will temporarily close. We will provide [information on any school or preschool closures](#).

Visit www.sa.gov.au/covid-19 for the most up to date information from South Australian government agencies about COVID-19.

Dates to Remember

Term 3

Week 5

17th to 21st August

**Student/Parent/
Teacher Interviews**

19th August

**Carly Ryan
Presentation**

Years 5-7

21st August

Para District Athletics

Week 6

26th - 28th August

**Boys & Girls State
Soccer**

27th August

Kidpreneur Stall

Week 9

14th September

Pupil Free Day

Principal
Mrs Cherie Collings

Deputy Principal
Mr Sam Konnis

The Pines School
P.O. Box 576
SALISBURY SOUTH SA 5106

Phone: 8281 2199
Fax: 8281 5858

E-mail:
dl.1777.info@schools.sa.edu.au
Web: www.thepines.sa.edu.au



WELLBEING CORNER



This week Mrs. K and I have begun working with groups and individual students on friendship skills, building resilience, social skills and emotional regulation.

Many of our Year 5, 6 and 7 girls participated in an incursion called 'The Girl Gang.' They had the opportunity to discuss positive and negative feelings to create art pieces, learn Yoga moves and had the chance to try some new fruits and vegetables while discovering more about healthy eating. Next Wednesday the 'Carly Ryan Foundation' will be coming in to speak to all of our Year 5, 6 and 7 students about online safety. Have a great week and don't forget to take the time to look after your own wellbeing! -- Ms. Valley

Positive Parenting

Last newsletter we focused on how important it is to ensure that, as parents, we remember to look after ourselves, so our wellbeing is healthy and we are up to the complex task of parenting. This week we will look at some of the issues of parenting and some tips to guide your children in a positive manner. Knowing how to best understand and guide your child's behaviour can be challenging. Luckily there are lots of positive strategies out there to help you and your child through!

What is discipline?

Discipline can play an important role in helping to support your child to learn how to interact and explore their world safely. As they grow, they will start to get better at exercising self-discipline.

Here are some things to keep in mind about discipline:

- Discipline is not meant to be punitive or punishing - rather it is designed to be a positive way to help guide positive and safe behaviour.
- Helping your child to learn effectively is based upon a loving and caring relationship between you and your child.
- Discipline works best with patience, clear rules, consistency and realistic expectations.
- The way in which you guide your child will depend on their age and level of understanding - eg. how you use consequences would be different for a four year old, versus an eight year old.
- Every child is unique, so some strategies might work better than others - some experimenting might be in order!
- Balance is key - aim for a fair, warm yet firm approach. Balance consistent boundaries with encouragement and praise. This helps kids feel safe, secure and loved.
- Discuss and maintain consistent family values - this will help your child learn how to regulate their own emotions and behaviour and support them to develop important problem solving and social skills.

Understanding your child's behaviour

Taking time to understand how your child learns about their world and how they express their needs can help you figure out how best to guide them.

Here are some things to keep in mind about primary school aged kids!

- They are developing a good understanding of themselves and are getting better at expressing their feelings.
- They are able to put themselves in other people's shoes - seeing things from another perspective.
- They are more aware of how to behave in different situations and places - eg. at home versus school, the library versus outside.
- Reminders about boundaries and continued praise for positive behaviour is still important.

Tips on guiding your child's behaviour with positive parenting

Your child's behaviour can tell you a lot about their emotions, needs and how they are learning. You can respond in positive ways that can help meet these needs and guide their behaviour. Here are just a few of many tips:

- **Discuss family rules:** Make expectations and limits clear. Begin with a few easy-to-remember rules - eg. We look after each other, we speak nicely to one another, we help each other.
- **Reward emotionally:** Praise your child and let them know when you are proud and happy with their behaviour. Try to keep material rewards to a minimal as this may encourage behaving only for a treat.
- **Encourage forward thinking and offer choices:** Discuss upcoming changes with your child so they can learn to problem solve, manage feelings early and feel included in making choices - eg. If your child wants to play for longer, you could say "we need to head home in 10 minutes to get dinner ready, do you want to play on the slide or the swing for the last 10 minutes?"

Notice positive behaviour:

- Let your child know what you like about their behaviour. Be descriptive - eg. "I'm really happy with how well you were sharing with your friend." When your child receives positive attention through praise, they feel rewarded and will likely want to keep up the positive behaviour.
- **Teach through modelling:** Kids learn best by seeing how things are done - if you want your child to learn to help out around the house, show them how it's done.
- **Make limits and consequences clear:** Decide early on what the outcome will be for breaking a family rule. Use these outcomes consistently so your child becomes clear on what is expected of them.
- **Help them understand why rules are in place:** Kids will want to know why there are rules and why you react the way you do. Spend time talking through the family rules together. Include your child in the process by allowing them to decide on some of the rules.
- **Encourage responsibility:** Use natural and logical consequences to help your child take responsibility for their actions. A natural consequence would be that your child can't find their favourite shirt as they didn't put away their clothes when asked. A logical consequence follows on from a specific behaviour - if your child didn't slow their running down when asked and they knock over and break something, you could have your child clean it up.

You're not alone

If you need some extra support with how to guide your child's behaviour at this age, there are lots of options available to you.

Here are some ways to start getting the support you need:

- Talk to a counsellor for emotional support or to discuss strategies.
- Reach out to a friend or family member for advice.
- Contact your GP if your child's behaviour is persistent or concerning you.

Sourced from: <https://parentline.com.au/kids/issues/discipline-and-positive-parenting>

Student Leaders

Sharing Music at The Pines

Year 4 students April and Summalee shared what they know about the violin and cello with the reception students in Room 3.

Here is what some of the students have to say about the experience:

April, Year 4

I played the violin for the class so that they could know things about the violin. I showed them how the bow works. I liked sharing what I know about the violin. The reception kids were looking and learning while I played. The reception kids said 'wow' because they were interested in the sounds.

Summalee, Year 4


I played the cello for Room 3. I showed them all the sounds of the strings. I liked doing it. It was fun seeing that they were good at using the bow too. They found it funny that the bottom part of the bow is called the frog. They laughed when we said it.

Adrienne, Reception

I liked the sound. I learned that you are not supposed to touch the horse hair on the bow because you have stuff on your hands.

Shazil, Reception

I liked the sound of the cello and I liked the sound of the violin. And I liked the fun clown sound. I learned the high and the low sound. The cello had the low sound.



Dhyana and Kalash



Sahbaaj



Bronx



Amelia



Sahbaaj

The Pines School Playground News

Ben, Chelsie, Amelia, Ella and Adaline from Room 30 have started learning about being playground reporters.

Today they visited the junior primary playground at lunchtime to talk with some of our junior primary students about their play.

Chelsie and Amelia had this to share about their first experience as playground reporters

When we were taking photos we had to take pictures of the kids. Of what they were doing. We had to make sure we got what they were playing with in the picture and make sure that we got their face and did not cut the top of the picture off. We also took some close up photos so you can see what they are playing with properly.

When we were interviewing the younger children, we had to ask many questions. For example, we had to ask 'what are you playing with?' and 'what are you making?'

The most challenging thing about taking photos was to take photos when the kids were not moving around because they would be blurry.

It was also challenging to ask questions because we were a bit nervous. Next time our goal is to be more confident to ask the students what they are doing.

Here is what the Room 30 playground reporters noticed today

Spencer from Room 44 was making music. He noticed that the longer pipes made a different sound to the shorter ones.



Shahzad from Room 3 had a cone that was a special hat. It was also a megaphone. Shahzad was in his castle.



Vedanshi from Room 1 was making ice-cream porridge. The special ingredient was flowers. We pretended to eat it and it was yummy.



Miss Sonia's Class

Reception and Year 1

This term in the Arts, students have been learning about Media and in particular how to take different pictures using the iPad. Students are enjoying learning how to take close up and long shots of different trees and plants around the school.



Close Up Shots


Taken by Students



Joey



Isabella






Gursift

ROOM 45

This term, the IELC reception students in room 45 are learning about Fairy Tales. Last week they looked at the story "The Three Billy Goats Gruff" and did a character study of the troll.

They identified its 'inside' and 'outside' characteristics and looked at how different illustrators drew him before creating their own versions



The Pines School House Captains and Vice Captains

The elected captains and vice captains for The Pines School Sports Day are:

Blue:

Seth C and **Carla P** (Captains),
Yzzie L and **Chloe D** (Vice-Captains)

Green:

Malisa H and **Lydia L** (Captains),
James V and **Holly B** (Vice-Captains)

Red:

Moein P and **Daniel M** (Captains),
Owen B and **Charli W** (Vice-Captains)

Yellow:

Vasili K and **Hayley W** (Captains),
Arya R and **Nicole W** (Vice-Captains)



Kidpreneur Market Day

This year our Year 6 and 7's in Room 32 and 26 have had the exciting opportunity to become Kidpreneurs thanks to The Smith Family Foundation. Through the Kidpreneur Program, students have become problem solvers and design thinkers and are empowered with confidence, resilience and collaboration skills.

To celebrate their work our students would like to invite you to support their Market Day where they will be selling their wonderful products to students.

Date: Thursday 27th August 2020

Time: 9:15 – 2:30 (Classes will be allocated times during the day)

Prices: Will be advertised around the school the week before the Market Day.

Look out for advertisements around the school.

Stalls

Tie Dye Socks

Milk Shakes

Slime

Side show game – Joker's Ace

Lolly Jars

Framed Quotes

Hot Chocolate

Happy Jelly

Tie-Dye T-Shirts

Side show game – Cornhole

Friendship Bracelets

Delicious Cupcakes

Designer Rulers

Please support our hard-working students to make their businesses a success.

COMMUNITY NEWS

Gemini Netball Club Inc.

Online Registration Open
summer season 20/21

We practise and play at:

SA District Courts, Atlantis Drive, Golden Grove.

Practise

Thursday nights from 5.30pm to 6.30pm Juniors and
Seniors train 6.30pm to 7.30pm.

GAMES PLAYED: Seniors and Intermediates – Monday nights
Sub Jun 13 and U 6.30pm and Juniors 15 and U 8.10pm Tuesday nights
GO Teams– (Modified rules) 9 and U -Friday night 6.30pm
Primary 11 and U Friday night 8pm

VACANCIES—all grades
Online registrations closing in the coming week/s

SPORTS VOUCHER REGISTERED CLUB:

**If you are interested in joining Gemini Netball Club for the
upcoming summer season 20/21 or would like further details
please contact via our club's website:**

<http://www.gemini.sa.netball.com.au>

Or contact Margaret 0414641063

NORTHERN DISTRICTS



2020/21 JUNIOR
BASEBALL

PRESEASON + COME AND TRY

T-Ball | U9 PEEWEE | U11 | U13 | U15

SUNDAYS 1^{PM} STARTING 23RD AUGUST

Aug 23, 30, Sept 13, 20. Weekday trainings start Sept 29.

JUNIOR TRAINING - Tuesdays & Thursdays 4.30-6pm
PEEWEE TRAINING & T-BALL - Thursdays 4.30-6pm



sportsvouchers.sa.gov.au



For more information email: ndbcjuniors@outlook.com
Register at: www.revolutionise.com.au/ndbc/registration from 1st Sept
NDBC - Walkleys Park, Fairfax Road, Ingle Farm

2021 Preschool Enrolments



The Pines Preschool



**If your child turns 4 before 1st May in 2021,
they are eligible for preschool next year. If
you haven't registered, please do so as soon
as possible as spaces are filling fast!**